

Grammar Kids Beginner 2

Student Book

Contents

Chapter 1. Nouns & Adjectives

Lesson 1	Candies / Leaves / Children Regular / Irregular Plural Nouns	6
Lesson 2	I like milk. Countable / Uncountable Nouns	10
Lesson 3	They are green. Adjectives 1	14
Lesson 4	He is a good boy. Adjectives 2	18
Review 1	Lesson 1-4	22

Chapter 2. Simple Present

Lesson 5	I eat a sandwich. Simple Present- Affirmatives	26
Lesson 6	I don't like pizza. Simple Present- Negatives	30
Lesson 7	Do you like milk? Simple Present- Yes-No Questions	34
Lesson 8	What do you want? Simple Present- Wh-Questions	38
Review 2	Lesson 5-8	42





Chapter 3. Helping Verb, Prepositions & Imperatives

Lesson 9	I can run. Helping Verb- Can / Can't	46
Lesson 10	Can you swim? Helping Verb Can- Questions	50
Lesson 11	The ball is in the box. Prepositions of Place	54
Lesson 12	Open the window. Imperatives	58
Review 3	Lesson 9-12	62





Chapter 4. Present Progressive

Lesson 13	I am reading. Present Progressive- Affirmatives	66
Lesson 14	I am not reading a book. Present Progressive- Negatives	70
Lesson 15	Are you listening to music? Present Progressive- Yes-No Questions	74
Lesson 16	What are you doing? Present Progressive- Wh-Questions	78
Review 4	Lesson 13-16	82

A Look, match, and write.

<div style="border: 1px solid #f08080; border-radius: 10px; padding: 10px; margin-bottom: 10px;"> <div style="display: flex; align-items: center;"> <div style="border: 1px solid #f08080; border-radius: 10px; padding: 5px; margin-right: 10px;">1</div> <div style="text-align: center;">  </div> <div> <p>a candy</p> <p>>> cand ies</p> </div> </div> </div> <div style="border: 1px solid #f08080; border-radius: 10px; padding: 10px; margin-bottom: 10px;"> <div style="display: flex; align-items: center;"> <div style="border: 1px solid #f08080; border-radius: 10px; padding: 5px; margin-right: 10px;">2</div> <div style="text-align: center;">  </div> <div> <p>a knife</p> <p>>> kni ves</p> </div> </div> </div> <div style="border: 1px solid #f08080; border-radius: 10px; padding: 10px; margin-bottom: 10px;"> <div style="display: flex; align-items: center;"> <div style="border: 1px solid #f08080; border-radius: 10px; padding: 5px; margin-right: 10px;">3</div> <div style="text-align: center;">  </div> <div> <p>a fly</p> <p>>> fl ies</p> </div> </div> </div> <div style="border: 1px solid #f08080; border-radius: 10px; padding: 10px;"> <div style="display: flex; align-items: center;"> <div style="border: 1px solid #f08080; border-radius: 10px; padding: 5px; margin-right: 10px;">4</div> <div style="text-align: center;">  </div> <div> <p>a wolf</p> <p>>> wol ves</p> </div> </div> </div>	<div style="border: 1px solid #f08080; border-radius: 10px; padding: 10px; margin-bottom: 10px; text-align: center;">ves</div> <div style="border: 1px solid #f08080; border-radius: 10px; padding: 10px; text-align: center;">ies</div>
---	--

B Look and check.

<div style="border: 1px solid #add8e6; border-radius: 10px; padding: 10px; margin-bottom: 10px;"> <div style="display: flex; align-items: center;"> <div style="border: 1px solid #add8e6; border-radius: 10px; padding: 5px; margin-right: 10px;">1</div> <div style="text-align: center;">  </div> <div> <p><input type="checkbox"/> two childs</p> <p><input checked="" type="checkbox"/> two children</p> </div> </div> </div> <div style="border: 1px solid #add8e6; border-radius: 10px; padding: 10px;"> <div style="display: flex; align-items: center;"> <div style="border: 1px solid #add8e6; border-radius: 10px; padding: 5px; margin-right: 10px;">3</div> <div style="text-align: center;">  </div> <div> <p><input checked="" type="checkbox"/> two mice</p> <p><input type="checkbox"/> two mouses</p> </div> </div> </div>	<div style="border: 1px solid #add8e6; border-radius: 10px; padding: 10px; margin-bottom: 10px;"> <div style="display: flex; align-items: center;"> <div style="border: 1px solid #add8e6; border-radius: 10px; padding: 5px; margin-right: 10px;">2</div> <div style="text-align: center;">  </div> <div> <p><input type="checkbox"/> three womans</p> <p><input checked="" type="checkbox"/> three women</p> </div> </div> </div> <div style="border: 1px solid #add8e6; border-radius: 10px; padding: 10px;"> <div style="display: flex; align-items: center;"> <div style="border: 1px solid #add8e6; border-radius: 10px; padding: 5px; margin-right: 10px;">4</div> <div style="text-align: center;">  </div> <div> <p><input checked="" type="checkbox"/> four fish</p> <p><input type="checkbox"/> four fishes</p> </div> </div> </div>
--	---

C Look, choose, and write.

dogs / feet / cherries / watches

1



my dogs

2



many cherries

3



three watches

4



your feet

D Look and correct the underlined mistakes.

1



I have two puppys.

» I have two puppies.

2



The mans are my teachers.

» The men are my teachers.

3



Look at the wolfs!

» Look at the wolves !

Grammar Action

Reading

Look, read, and circle.

1



- a. There are three flies.
 b. There are three flies.

2



- a. The babies are happy.
 b. The babys are happy.

3



- a. He has white tooths.
 b. He has white teeth.

4



- a. The feet are dirty.
 b. The foots are dirty.

Speaking

Describe the picture with your friend.



1

The men have a map.

2

The tree has green leaves.

3


There are two butterflies!

4

Look at the fish in the pond.


A Look and circle.

1



an onion
onions

2




a water
water

3



childs
children



4



sugar
sugars

B Look and check uncountable nouns.

1



☒ milk ☐ fork

2




☐ candy ☒ cheese

3

☒ flour ☐ cherry

4






☐ book ☒ money

5





☒ rice ☐ box

6

☒ bread ☐ sandwich

C Look, choose, and write.



Countable nouns

potato fox
hamburger spoon

Uncountable nouns

juice bread
salt cheese

D Look and write.



This is Mom's kitchen.

- 1 Mom has a big spoon. (spoon)
- 2 Mom has water. (water)
- 3 Mom has bananas. (banana)
- 4 Mom has sugar and salt. (sugar, salt)

Grammar Action

Writing

Look and correct the underlined mistakes.



- | | |
|------------------------------|-------------------------------|
| 1 You buy <u>breads</u> . | » You buy <u>bread</u> . |
| 2 You buy <u>juices</u> . | » You buy <u>juice</u> . |
| 3 You buy <u>a butter</u> . | » You buy <u>butter</u> . |
| 4 You buy <u>a flour</u> . | » You buy <u>flour</u> . |
| 5 You buy <u>two apple</u> . | » You buy <u>two apples</u> . |

Track 03

Number 1. sugar

Number 2. orange

Number 3. money

Number 4. book

Number 5. egg

Number 6. coffee



Listening


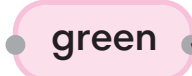
Listen and circle **countable** or **uncountable**.







- | | | | | | |
|---|------------------|--------------------|---|------------------|--------------------|
| 1 | countable | <u>uncountable</u> | 2 | <u>countable</u> | uncountable |
| 3 | countable | <u>uncountable</u> | 4 | <u>countable</u> | uncountable |
| 5 | <u>countable</u> | uncountable | 6 | countable | <u>uncountable</u> |


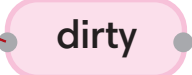
A Look and match.


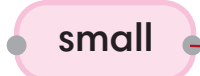
1  

2  


3  


4  


5  


6  

B Look and check.

1  ☒ I am hungry.
☐ I am full.

2  ☐ It is new.
☒ It is old.


3  ☐ It is white.
☒ It is black.

4  ☒ They are yellow.
☐ They are blue.

C Look, choose, and write.

tall / weak / white / full

1



It is tall.

2



They are full.

3



He is weak.

4



It is white.

D Look, circle, and write.

1



It is cold / hot .

>> It is cold.

2



He is weak / strong .

>> He is strong.

3



They are blue / red .

>> They are blue.

Grammar Action

Reading

Look and circle the correct descriptions.

1



- a. ☒ The cheetah is fast.
b. ☐ The cheetah is slow.

2



- a. ☐ The water is dirty.
b. ☒ The water is clean.

3



- a. ☒ The birds are yellow.
b. ☐ The birds are blue.

4



- a. ☐ The bag is old.
b. ☒ The bag is new.

Track 05

Number 1. a. They are red.

b. They are yellow.

Number 2. a. It is short.

b. It is long.

Number 3. a. The elephant is small.

b. The elephant is big.

Number 4. a. He is strong.

b. He is weak.



1



- a. ☒
b. ☐

2



- a. ☒
b. ☐

3



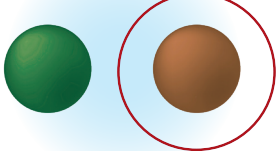





- a. ☐
b. ☒

4



- a. ☐
b. ☒

A Look and circle.

<p>1</p> <p>brown</p> 	<p>2</p> <p>old</p> 	<p>3</p> <p>good</p> 
<p>4</p> <p>sour</p> 	<p>5</p> <p>square</p> 	<p>6</p> <p>heavy</p> 

B Look, choose, and write.

sweet / purple / round / young



It is a round clock.



She has sweet candies.







He is a young boy.



It is a purple coat.

C Look, match, and write.

1 	spicy This is <u>spicy</u> soup.
2 	square It is a <u>square</u> frame.
3 	pretty It is a <u>pretty</u> doll.
4 	orange These are <u>orange</u> gloves.

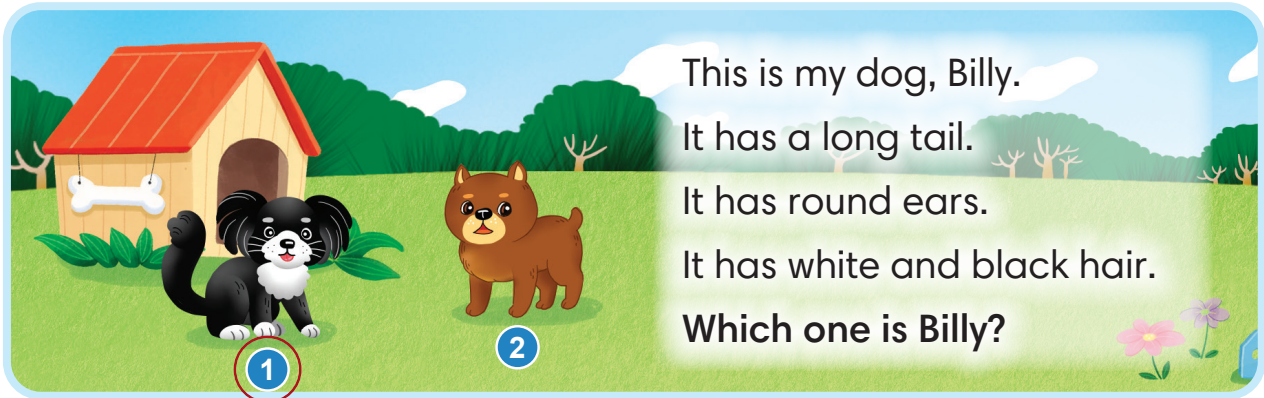
D Read and correct the underlined mistakes.

- | | |
|----------------------------------|----------------------------------|
| 1 This is a <u>fork silver</u> . | » This is a <u>silver fork</u> . |
| 2 It is a <u>box heavy</u> . | » It is a <u>heavy box</u> . |
| 3 My dad has a <u>car gray</u> . | » My dad has a <u>gray car</u> . |
| 4 It is a <u>room dirty</u> . | » It is a <u>dirty room</u> . |
| 5 I have <u>hair long</u> . | » I have <u>long hair</u> . |

Grammar Action

Reading

Read and choose the correct picture.



Speaking

Look and complete the conversations.

1



old / young



He is an old musician.

She is a young musician.



2



brown / gray



They are brown bears.

They are gray elephants.



3



heavy / light



He has a heavy box.

She has a light balloon.



Review1

A Read and circle the correct plurals.

1

a leaf

>>

leaves

leafs

2

a fly

>>

flys

flies

3

a baby

>>

babies

babys

4

a tooth

>>

tooths

teeth

5

a child

>>

children

childs

6

a man

>>

mans

men

B Look and check uncountable nouns.



sandwich



flour



carrot



cup



hair



rice



juice



umbrella



coffee

C Look, choose, and write.

1

tall / short

He is **tall**.She is **short**.

2

clean / dirty

Her shoes are **clean**.His shoes are **dirty**.

3

new / old

Jenny has a(n) **old** jacket.Kate has a(n) **new** jacket.

4

white / gray

He has a **gray** cat.She has a **white** dog.**D Look and complete the sentences.**

red / pretty / blue / round / clean

1 I am a **pretty** girl.2 This is a **round** hat.3 The shoes are **clean**.4 These are **blue** jeans.5 The scarf is **red**.

A Read the story and choose the correct words.

- 1 The family is at a _____.
a. mart **b. restaurant** c. hospital
- 2 They sit at a _____ table.
a. silver b. square **c. round**
- 3 The soup is hot and _____.
a. spicy b. sour c. sweet
- 4 The girl has _____ and milk for dessert.
a. juice b. strawberries **c. cookies**


B Look and circle the correct words.

1



This restaurant is **new** / old and bad / **nice** .

2



The spoons and forks are gold / **silver** and **clean** / dirty .

3











Men / **Children** love the **big** / small pie.

4



Mom likes **strawverrys** / **strawberries** and **cheese** / cheeses .

A Look and match.

1 	2 	3 	4 
run	wash	listen	read
watch	walk	drink	play
			

B Read and circle.

- 1 I read / reads a book.
- 2 My sister go / goes to a supermarket.
- 3 They wash / washes the dishes.
- 4 He clean / cleans his room.
- 5 We study / studies math.

C Look and write. Change the verb forms if necessary.

clean / write / listen / go

1



I go to school.

2



She writes a letter.

3



He listens to music.

4



They clean the room.

D Change the verb forms.

1 I eat breakfast.

» She eats breakfast.

2 You go to the market.

» Your mom goes to the market.

3 He washes the dishes.

» I wash the dishes.

4 We study English.

» Matt studies English.

5 Kate watches TV.

» Kate and Kevin watch TV.

Grammar Action

Reading

Read and correct the underlined mistakes.

- 1 She do her homework.
» She does her homework.
- 2 She read a book.
» She reads a book.
- 3 She play the piano.
» She plays the piano.
- 4 She take a shower.
» She takes a shower.

Emily's
Things to do

☒ do homework

☒ read a book

☒ play the piano

☒ take a shower

Writing

Complete the sentences. Change the verb forms if necessary.

study / like / play / watch / drink

Tom and I are friends.

I study English. Tom studies math.

I play baseball. Tom plays basketball.

I drink milk. Tom drinks juice.

I watch movies. Tom watches TV.

Tom and I like dogs.



A Look and circle.

1



I don't / doesn't do my homework.

2




She don't / doesn't brush her teeth.

3



They don't / doesn't play tennis.

4



Mr. Brown don't / doesn't teach music.

B Look and circle.

Name	live	speak	play
Yujin	in Seoul	Korean	the violin
Amy	in New York	English	the cello
Mina	in Tokyo	Japanese	the piano


1 Yujin speaks / doesn't speak Japanese.

2 Amy and Mina don't live / live in Seoul.

3 Mina doesn't play / plays the cello.

4 Yujin and Mina speak / don't speak English.

C Look and choose. Then write **don't or **doesn't**.**



- 1 **C** We play basketball. We don't play soccer.
- 2 **B** He studies science. He doesn't study English.
- 3 **D** They eat pizza. They don't eat cake.
- 4 **A** She works at a hospital. She doesn't work at a bakery.

D Read and write.

Affirmatives	Negatives
1 I like art.	I <u>don't</u> like art.
2 He plays soccer.	He <u>doesn't</u> play soccer.
3 Mom <u>drinks</u> soda.	Mom doesn't drink soda.
4 Jessie and I <u>learn</u> Chinese.	Jessie and I don't learn Chinese.
5 Mr. Kim works at a school.	Mr. Kim <u>doesn't</u> work at a school.

Grammar Action

Speaking

Describe the pictures with your friend.

1



A He **plays** the piano.

B He **doesn't** **play** the flute.

2



A She **brushes** her hair.

B She **doesn't** **brush** her teeth.

3



A They **go** to school.

B They **don't** **go** to the bakery.

Track 10

Number 1. She doesn't have a cat. She has a dog.


Number 2. We don't play baseball. We play basketball.

Number 3. My brother doesn't drink water. He drinks milk.

Number 4. Dad doesn't read a book. He watches TV.




1



b

2



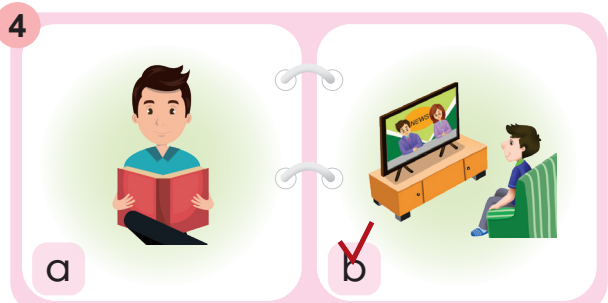
b

3



b

4



b

A Read and circle.

- 1 Do / Does you like animals?
- 2 Do / Does we have cookies?
- 3 Do / Does she want ice cream?
- 4 Do / Does he wash his hands?
- 5 Do / Does they speak Chinese?
- 6 Do / Does a mouse like cheese?

B Look, circle, and write.

play / brush / study / work

- 1  Do / Does you **play** tennis?
- 2  Do / Does Mr. Lee **work** at a hospital?
- 3  Do / Does Mike **brush** his teeth?
- 4  Do / Does they **study** at school?

C Look and check.

1



Do you play computer games?

☐

Yes, I do.

☒

No, I don't.

2



Do they listen to music?

☒

Yes, they do.

☐

No, they don't.

3



Does she want chicken?

☐

Yes, she does.

☒

No, she doesn't.

D Look and write.

1



Does he wash his hair?

Yes, he **does**.

2



Do they have a dog?

No, they **don't**.

3



Does she do her homework?

No, she **doesn't**.

4



Do you get up at 7?

Yes, I **do**.

Grammar Action

Writing

Unscramble the words.

1

Q you Do like ice cream? A do. Yes, I

>> Do you like ice cream? >> Yes, I do.

2

Q teach she Does at school? A she doesn't. No,

>> Does she teach at school? >> No, she doesn't.

Speaking

Ask and answer with your friend.

Name	Questions	Answers
Sue	like computer games	Yes
Tim and Sam	want a bike	No
Peter	help his parents	No

1



Does Sue like computer games?

Yes, she does.



2

Do Tim and Sam want a bicycle?No, they don't.

3

Does Peter help his parent?No, he doesn't.

A Look and circle.

1

What do / does you have?

2

What do / does she wash?

3

What do / does they want?

4

What do / does he play?**B Look and circle.**

1

Q What do / does she like?A She like / likes apples.

2

Q What do / does the children have?A They have / has kites.

3

Q What do / does you study?A I study / studies math.


4

Q What do / does the cat eat?A It eat / eats fish.

C Look, match, and write.



What do you like?



What does he watch?



What does Tracy draw?

He watches TV.

She draws a flower.

I like ice cream.

D Complete the sentences.

1 Q What does James want? (want)

A He wants a new computer.

2 Q What does your sister drink? (drink)

A She drinks orange juice.

3 Q What do you teach at school? (teach)

A I teach music at school.

4 Q What do Mom and Dad read? (read)

A They read the newspaper.

Grammar Action

Reading

Read and complete the sentences.

likes / do / does / want / have



Look at the beautiful flowers.

- 1 Jessie likes red roses.
- 2 What does Mr. Smith want?
He wants white lilies.
- 3 What do the women have?
They have yellow tulips.

What flowers do you like?

Listening

Listen and check the correct answers.



1 What does she have?

☒ a
☐ b

2 What do you like?

☒ a
☐ b

3 What do they study?

☐ a
☒ b

4 What does the man do?

☐ a
☒ b




Track 13

- | | | |
|---------------------------------|-------------------------|----------------------|
| Number 1. What does she have? | a. She has a dog. | b. She washes a dog. |
| Number 2. What do you like? | a. I like pizza. | b. I cook pizza. |
| Number 3. What do they study? | a. They draw paintings. | b. They study math. |
| Number 4. What does the man do? | a. He teaches people. | b. He helps people. |

A Circle the correct verbs.

- 1 I eat / eats a sandwich.
- 2 My brother walk / walks to school.
- 3 They wash / washes their dog.
- 4 Paul read / reads a book.
- 5 She teach / teaches science.

B Look and circle.

	like animals	speak Japanese	play the flute	drink coffee
 Mom	No	Yes	No	Yes
 Dad	Yes	No	No	Yes
 Sarah	Yes	No	Yes	No

- 1 Mom don't / doesn't like animals.
- 2 Dad and Sarah don't / doesn't speak Japanese.
- 3 Mom and Dad don't / doesn't play the flute.
- 4 Sarah don't / doesn't drink coffee.

C Write the correct words.

1 I want new shoes.

Q Do you **want** new shoes?A Yes, I **do**.

2 Sue has a pet.

Q Does Sue **have** a pet?A Yes, she **does**.

3 They don't live in Seoul.

Q Do they **live** in Seoul?A No, they **don't**.

4 He doesn't work at a bakery.

Q Does he **work** at a bakery?A No, he **doesn't**.**D Complete the questions and answers.
Change the verb forms if necessary.**

do / wash / eat / write / does(2)

1

Q What **do** they eat for dinner?A They **eat** chicken for dinner.

2

Q What **does** she wash?A She **washes** her hands.

3

Q What **does** Mark write?A He **writes** a note.

A Read the story and choose the correct words.

- 1 The rabbit has a _____ for the lion.
 a. flower b. balloon c. picture
- 2 The elephants don't need _____.
 a. violins b. pianos c. trumpets
- 3 The _____ doesn't cook well.
 a. hippo b. monkey c. horse
- 4 The lion doesn't like the _____.
 a. flower b. balloons c. steak

B Look and circle the correct words.

Q What do / does the rabbit have?

A She have / has a flower.



The elephants play / plays the music.

They don't / doesn't need trumpets.



The hippo cook / cooks steak.

But she don't / doesn't cook well.



Q What do / does the monkey make?

A He make / makes balloons.

A Look and check.

1



I can jump rope.



I can't jump rope.

2



She can ride a bike.



She can't ride a bike.

3



They can walk.



They can't walk.

4



It can jump.



It can't jump.

B Look, choose, and circle.

A



B



C



D



1

D

She can / can't snowboard.

2

C

He can / can't play tennis.

3

A

She can / can't swim.

4

B

He can / can't ride a horse.

C Look and write can or can't.

Name	 cook	 dive	 play the guitar
Peter	Yes	Yes	No
Ling Ling	Yes	No	Yes
David	No	Yes	No


- 1 Peter can cook.
- 2 Ling Ling can't dive.
- 3 Peter and David can't play the guitar.

D Look, choose, and write.


can(2) / can't(2) / see / read / walk / climb



Monkeys can climb trees.
They can't swim.



Owls can see in the dark.
They can't sing well.



A shark can swim.
It can't walk.




Parrots can speak.
They can't read books.

Grammar Action

Writing


Describe the pictures using **can** or **can't**.

1



Betty can make a toy. (make)

2



Pigs can't fly. (fly)

4



He can't cook. (cook)

Listening

Listen and check True or False.

Track 16

Number 1. We can dance.

Number 2. They can't swim.

Number 3. He can't ice skate.

Number 4. She can't play the violin.



1



☒ True
☐ False

2



☐ True
☒ False

3



☒ True
☐ False

4



☐ True
☒ False

A Look and check.

1

Can you fish?



☒ Yes, I can.

☐ No, I can't.

2

Can he ice skate?



☐ Yes, he can.

☒ No, he can't.

3

Can you play chess?



☒ Yes, we can.

☐ No, we can't.

4

Can the penguins fly?



☐ Yes, they can.

☒ No, they can't.

B Look and match.

1



Can she jump rope?

Yes, they can.

2



Can they ice skate?

No, he can't.

3



Can it walk?

Yes, she can.

4



Can he dive?

No, it can't.

C Look and write.

1



Q Can you play soccer? (play)

A Yes, we can.

2



Q Can she make a cake? (make)

A No, she can't.

3



Q Can they climb trees? (climb)

A No, they can't.

4



Q Can it jump high? (jump)

A Yes, it can.

D Change the sentences to the questions.

- 1 He can sing well. » Can he sing well?
- 2 You can make hamburgers. » Can you make hamburgers?
- 3 Cheetahs can run fast. » Can cheetahs run fast?
- 4 The rabbit can hop. » Can the rabbit hop?
- 5 Tom can help his sister. » Can Tom help his sister?

Grammar Action

Reading

Read, choose, and write.

Can they run? No, they can't.
 Can they fly? Yes, they can.
 Can they speak? Yes, they can.

a



frogs

b








parrots

What are they?

They are parrots.

Speaking

Look at the chart. Ask and answer with your friend.

Name	 draw pictures	 do Taekwondo	 play computer games
 Sam	X	O	O
 Lisa	O	X	X

1

Can Lisa draw pictures?Yes, she can.







2

Can Sam do Taekwondo?Yes, he can.





3

Can Lisa play computer games?No, she can't.

A Look and match.

<div style="border: 1px solid blue; padding: 5px; margin-bottom: 10px;">1 </div> <div style="border: 1px solid blue; padding: 5px; margin-bottom: 10px;">2 </div> <div style="border: 1px solid blue; padding: 5px;">3 </div>	<div style="border: 1px solid lightblue; border-radius: 15px; padding: 5px; display: inline-block;">under</div> <div style="border: 1px solid lightblue; border-radius: 15px; padding: 5px; display: inline-block; margin: 0 10px;">behind</div> <div style="border: 1px solid lightblue; border-radius: 15px; padding: 5px; display: inline-block;">in</div> <div style="border: 1px solid lightblue; border-radius: 15px; padding: 5px; display: inline-block; margin: 0 10px;">in front of</div> <div style="border: 1px solid lightblue; border-radius: 15px; padding: 5px; display: inline-block;">on</div> <div style="border: 1px solid lightblue; border-radius: 15px; padding: 5px; display: inline-block;">next to</div>	<div style="border: 1px solid blue; padding: 5px; margin-bottom: 10px;">4 </div> <div style="border: 1px solid blue; padding: 5px; margin-bottom: 10px;">5 </div> <div style="border: 1px solid blue; padding: 5px;">6 </div>
--	--	--

B Look and circle.

<div style="border: 1px solid green; padding: 5px; margin-bottom: 10px;">1 </div> <div style="border: 1px solid green; padding: 5px; margin-bottom: 10px;">2 </div> <div style="border: 1px solid green; padding: 5px; margin-bottom: 10px;">3 </div> <div style="border: 1px solid green; padding: 5px;">4 </div>	<p>The book is in / <u>on</u> / under the desk.</p> <p>The oranges are <u>in</u> / on / under the basket.</p> <p>The dog is next to / <u>in front of</u> / behind the house.</p> <p>She is next to / in front of / <u>behind</u> the tree.</p>
--	--

C Look and write.

in / on / under / next to

1




The books are **in** the bag.

2



The car is **under** the bed.

3



The frame is **next to** the window.

4



The vase is **on** the table.

D Look and describe.



1 The dog is **on** the sofa.

2 The books are **under** the table.

3 The cat is **in** the basket.

4 The fish tank is **behind** the sofa.

5 The table is **in front of** the sofa.

6 The sofa is **next to** the plant.

Grammar Action

Reading

Look, read, and correct the underlined mistakes.



- | | |
|---|---|
| 1 The bag is <u>under</u> the desk. | >> The bag is <u>on</u> the desk. |
| 2 The balls are <u>on</u> the chair. | >> The balls are <u>under</u> the chair. |
| 3 The bed is <u>in front of</u> the desk. | >> The bed is <u>next to</u> the desk. |
| 4 The doll is <u>in</u> the door. | >> The doll is <u>in front of</u> the door. |
| 5 The bat is <u>next to</u> the box. | >> The bat is <u>in</u> the box. |

Listening

Listen and check the correct answers.



1

a ☒

b ☐

2

a ☒

b ☐

3

a ☐

b ☒

4

a ☐

b ☒

Track 19

Number 1. a. The socks are under the bed.

Number 2. a. They are in front of a car.

Number 3. a. A cat is behind a dog.

Number 4. a. The toys are in front of a basket.

b. The socks are on the bed.


b. They are behind a car.

b. A cat is next to a dog.

b. The toys are in a basket.

A Look and circle.

1




Wash Washes the car.

2



Goes Go to sleep.

3





Don't be is angry.

4



Don't eats eat this food.

B Look and match.



Brush your teeth.

Sit down.

Close the door.





Don't be loud.

Don't run.

Don't dive.



C Look and circle.

- 1  _____ your umbrella.
a. Take b. Don't take
- 2  _____ cold water.
a. Drink b. Don't drink
- 3  _____ kind.
a. Be b. Don't be
- 4  _____ outside.
a. Go b. Don't go

D Read and write.

swim / open / be / wash / put

- 1 Your feet are dirty. Wash your feet.
- 2 It's cold. Don't open the window.
- 3 Don't swim here. The water is deep.
- 4 Don't be sad. It's okay.
- 5 It's hot. Put on your hat.

Grammar Action

Writing

Read and write the correct words.

Don't touch / Clean / Don't watch

Situations


- 1 My room is messy.
- 2 I like watching TV.
- 3 The pot is hot.

Mom tells me

Clean your room.
Don't watch TV too much.
Don't touch the pot.

Speaking

Look at the images and practice the conversations.



<p>1 Wash your hands.</p>	<p>Oh, I see. </p>
<p>2 Brush your teeth.</p>	<p>Okay. </p>
<p>3 Don't jump on the bed.</p>	<p>Okay. </p>
<p>4 Don't run. It's wet.</p>	<p>Oh, I see. </p>

Review 3

A Look at the chart and check True or False.

Name	 ride a bike	 play tennis	 jump rope	 ice skate
 Alex	Yes	Yes	No	No
 Irene	No	Yes	No	Yes

1 Alex can ride a bike.

True

False

2 Irene can't play tennis.

True

False

3 Alex and Irene can't jump rope.

True

False

4 Irene can ice skate.

True

False

B Look and write.

move / run / draw / speak

1

Can she **draw** well?

Yes, she can.

2

Can they **run** ?

No, they can't.

3

Can you **move** the rock?

No, I can't.

4

Can the bird **speak** ?

Yes, it can.

C Look and describe the picture.

behind / under / next to / on / in front of



- 1 Kate is **next to** Steve.
- 2 The dog is **in front of** Steve.
- 3 The flowers are **behind** Kate.
- 4 The chairs are **under** the tree.
- 5 The butterfly is **on** the chair.

D Look, write, and match.

watch / be / clean / don't



Don't **watch** TV too much.

Don't touch it.

Be quiet. It's too loud.

Clean your room.

A Read the story and choose the correct words.

- 1 It is _____.
 a. sports day b. Children's day c. Teacher's day
- 2 Amy can _____.
 a. run b. jump rope c. hit the ball
- 3 Dave and Sam play _____.
 a. tennis b. tug of war c. baseball
- 4 The foods are _____ the table.
 a. under b. behind c. on

B Look and circle the correct words.


The flags are in front of / next to / behind the children.



Sally can / can't run very fast.









Dave can / can't hit the ball.







Stand / Stands behind the line now.

A Read and circle.

<p>1</p> 	eat	<div style="border: 1px solid black; padding: 2px; display: inline-block;">eating</div> <div style="border: 1px solid black; padding: 2px; display: inline-block;">eatting</div>
<p>2</p> 	ride	<div style="border: 1px solid black; padding: 2px; display: inline-block;">rideing</div> <div style="border: 1px solid black; padding: 2px; display: inline-block;">riding</div>
<p>3</p> 	read	<div style="border: 1px solid black; padding: 2px; display: inline-block;">reading</div> <div style="border: 1px solid black; padding: 2px; display: inline-block;">readding</div>
<p>4</p> 	run	<div style="border: 1px solid black; padding: 2px; display: inline-block;">running</div> <div style="border: 1px solid black; padding: 2px; display: inline-block;">runing</div>
<p>5</p> 	study	<div style="border: 1px solid black; padding: 2px; display: inline-block;">studing</div> <div style="border: 1px solid black; padding: 2px; display: inline-block;">studying</div>
<p>6</p> 	cut	<div style="border: 1px solid black; padding: 2px; display: inline-block;">cuting</div> <div style="border: 1px solid black; padding: 2px; display: inline-block;">cutting</div>

B Look and match.

<p>1</p> <p>I clean.</p>	   	<p>The duck is swimming.</p>
<p>2</p> <p>Tom walks.</p>		<p>We are playing.</p>
<p>3</p> <p>We play.</p>		<p>Tom is walking.</p>
<p>4</p> <p>The duck swims.</p>		<p>I am cleaning.</p>

C Look and write.

1



I am drinking milk. (drink)

2



She is writing a letter. (write)

3



They are swimming in the pool. (swim)

4



It is jumping on a leaf. (jump)

D Read and correct the underlined mistakes.

1 I am listen to music.

» I am listening to music.

2 He is eats pizza.

» He is eating pizza.

3 They are wash their hands.

» They are washing their hands.

4 She is waters flowers.

» She is watering flowers.

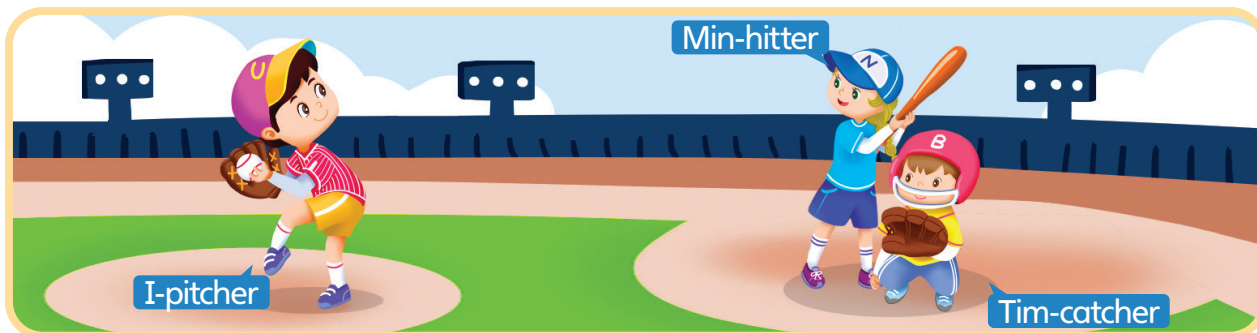
5 You and I are study English.

» You and I are studying English.

Grammar Action

Reading

Read the story and complete the sentences.



- 1 We are playing baseball now. (play)
- 2 I am a pitcher. I am throwing a ball. (throw)
- 3 Tim is a catcher. He is catching a ball. (catch)
- 4 Min is a hitter. She is hitting a ball. (hit)
- 5 Wow, it's a home run! Min is running. (run)

Writing

Change the sentences to the present progressive sentences.

Present Tense

Present Progressive Tense

- | | |
|--------------------------|---|
| 1 I watch TV. | » I <u>am watching</u> TV. |
| 2 She takes a picture. | » She <u>is taking</u> a picture. |
| 3 They sit at the table. | » They <u>are sitting</u> at the table. |
| 4 We make dinner. | » We <u>are making</u> dinner. |
| 5 Dad washes the dishes. | » Dad <u>is washing</u> the dishes. |

A Look and check.

1


☐

I am watching TV.

☒

I'm not watching TV.

2


☒

The boys are playing baseball.

☐

The boys aren't playing baseball.

3



☐

Anna is listening to music.

☒

Anna isn't listening to music.

B Look and choose.



Bill

Rose

Olivia

Name	sing	dance
Bill	Yes	Yes
Rose	No	Yes
Olivia	Yes	No

 1 Bill singing and dancing.

 2 Rose singing. She dancing.

 3 Olivia singing. She dancing.

 4 Bill and Rose are .

 5 Bill and Olivia are .

C Look and write.

1		I am <u>not</u> <u>sleeping</u> now. (not sleep)
2		He is <u>not</u> <u>washing</u> his hair. (not wash)
3		They are <u>not</u> <u>jumping</u> rope. (not jump)
4		She is <u>not</u> <u>cooking</u> dinner. (not cook)

D Read and write.

Affirmatives	Negatives
1 You are singing.	You are <u>not</u> <u>singing</u> .
2 He <u>is</u> <u>playing</u> soccer.	He is not playing soccer.
3 Mom is taking a picture.	Mom is <u>not</u> <u>taking</u> a picture.
4 They <u>are</u> <u>helping</u> their mom.	They are not helping their mom.
5 The cheetahs are running.	The cheetahs are <u>not</u> <u>running</u> .

Grammar Action

Speaking

Describe the pictures with your friend.

1



A He isn't **playing** computer games. (play)

B He is **watching** TV. (watch)

2



A It isn't **running**. (run)

B It is **sleeping**. (sleep)

3



A They aren't **fighting**. (fight)

B They are **smiling**. (smile)

Listening

Listen and check the correct pictures.



1



2



3



4



Track 24

Number 1. She is drinking water.

Number 3. Mom is not cooking.

Number 2. They are not swimming.

Number 4. The boys are fishing.

A Look and circle.

1

Is she playing the piano?



- ☒ a. Yes, she is.
b. No, she isn't.

2

Is he washing the dog?



- a. Yes, he is.
☒ b. No, he isn't.

3

Are you doing your homework?



- ☒ a. Yes, I am.
b. No, I'm not.

4

Is the rabbit drinking water?



- a. Yes, it is.
☒ b. No, it isn't.

B Read and match.

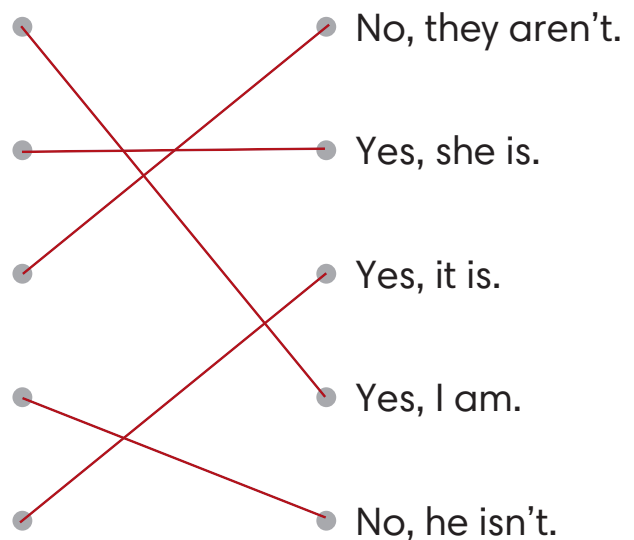
1 Are you studying English?

2 Is she eating lunch?

3 Are they sleeping?

4 Is Josh playing computer games?

5 Is the bird singing?



C Look, circle, and write. Change the verb forms if necessary.

make / brush / dance / work

1



Are / Is Mike dancing ?

2



Are / Is she working at a restaurant?

3



Are / Is you brushing your teeth?

4



Are / Is they making a snowman?

D Read and write the answers.

1

Q Is she sitting on the sofa?

A Yes, she is.

2

Q Is he driving a car?

A No, he isn't.

3

Q Are you buying the shoes?

A Yes, we are.

4

Q Are they eating bananas?

A No, they aren't.

5

Q Are you drinking water?

A Yes, I am.

Grammar Action

Reading

Read and correct the underlined mistakes.

- 1 A Is Jessie sits next to Lucy? >> sitting
 B Yes, he is. >> she
- 2 A Is Lucy plays with Jessie? >> playing
 B No, she doesn't. >> isn't



Writing

Unscramble the words.

- 1 Q you Are a cake? making
 Are you making a cake?
- A am. Yes, I
 Yes, I am.

- 2 Q taking she Is a picture?
Is she taking a picture?
- A she isn't. No,
No, she isn't.

- 3 Q reading they Are books?
Are they reading books?
- A are. Yes, they
Yes, they are.

A Look and check.

1

What are you doing?



I'm fishing.



I'm swimming.

2

What is she doing?



She's skiing.



She's ice skating.

3

What are you doing?



We're playing.



We're singing.

4

What are they doing?



They're cleaning.



They're studying math.

B Look and circle.

1



A What are / is she doing?

B She is eats / eating an apple.

2



A What are / is the children doing?

B They are jump / jumping ropes.


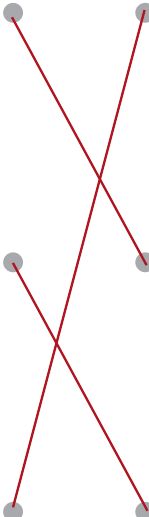


3






A What is / are you doing?

B I am do / doing my homework.

C Look, match, and write.

<p>1</p>  <p>eat</p> <p>What are you doing?</p>		<p>He <u>is washing</u> the car.</p>
<p>2</p>  <p>run</p> <p>What is the dog doing?</p>		<p>I <u>am eating</u> pizza.</p>
<p>3</p>  <p>wash</p> <p>What is he doing?</p>		<p>It <u>is running</u>.</p>

D Look and write.

<p>1</p> 	<p>Q <u>What</u> is <u>the bird</u> doing? (the bird)</p> <p>A It <u>is sitting</u> on the tree. (sit)</p>
<p>2</p> 	<p>Q <u>What</u> is <u>Jane</u> doing? (Jane)</p> <p>A She <u>is drinking</u> juice. (drink)</p>
<p>3</p> 	<p>Q <u>What</u> are <u>they</u> doing? (they)</p> <p>A They <u>are dancing</u>. (dance)</p>

Grammar Action

Speaking

Ask and answer with your friends.

1 Q What are you doing?A I am doing my homework. (do)2 Q What is Susie doing?A She is washing the dishes. (wash)3 Q What are the monkeys doing?A They are climbing the trees. (climb)4 Q What are the players doing?A They are playing basketball. (play)

Track 27

Number 1. What are you doing?

a. I'm making a cake.

b. I'm eating a cake.

Number 2. What is she doing?

a. She is brushing her hair.

b. She is cutting her hair.

Number 3. What are they doing?

a. They are watching tennis.

b. They are playing tennis.

Number 4. What is the man doing?

a. He is reading a book.

b. He is buying a book.

Listening

Listen and check the correct answers.



1 What are you doing?

☒ a☐ b

2 What is she doing?

☒ a☐ b

3 What are they doing?

☐ a☒ b

4 What is the man doing?

☐ a☒ b

Review 4

A Read and circle.

- 1 The children are drink / **drinking** juice.
- 2 The girl is **watering** / waters the flowers.
- 3 She isn't **taking** / takes a picture.
- 4 We aren't sit / **sitting** on the bench.
- 5 The kangaroo isn't **hopping** / hops in the grass.

B Look and write. Change the verb forms if necessary.

ride / sleep / swim / eat

1



They are **swimming**.

2



He is **riding** a bike.

3



The baby is **sleeping**.
She isn't playing.

4



We are baking bread.
We aren't **eating** bread.

C Complete sentences.

1 Tom is buying a book.

Q **Is** Tom **buying** a book?

A Yes, he is.

2 You are studying Korean.

Q **Are** you **studying** Korean?

A No, I'm not.

3 They are singing.

Q **Are** they singing?

A Yes, **they are**.

D Look and write.

1



Q What **is** Mr. Anderson doing?

A He **is** **teaching** English. (teach)

2



Q What **is** Becky doing?

A She **is** **cooking**. (cook)

3



Q What **are** the children doing?

A They **are** **playing** chess. (play)

4



Q What **are** they doing?


A They **are** **making** a snowman. (make)

A Read the story and choose the correct words.

- 1 Jack is washing his _____.
a. dogs **b. face** c. hair
- 2 Jack is not eating his _____.
a. breakfast b. lunch c. dinner
- 3 Jack is looking for his _____.
a. breakfast **b. socks** c. dogs
- 4 Mom is _____ at the end of the story.
a. sleepy b. happy **c. angry**

B Look and circle the correct words.


Jack is sleeps / **sleeping** .



Jack is not **eating** / eats his breakfast.



What are you do / **doing** now, Jack?



Is Jack going to school now?
Yes / No , he **is / isn't** .